

NOTES

General

- Advanced Enviro-Septic (AES) pipes, fittings and bed to be constructed/installed in accordance with the AES Installation Manual.
- AES pipes and fittings are supplied by Environment Technology Ltd, Et.
- All associated pipework to comply with NZ Building Code G13, Foul Water, Acceptable Solutions, relevant standards and local/regional council requirements.
- Unless otherwise stated all dimensions are in millimetres and all dimensions are minimums except pipe diameters and fittings.

Venting of AES Pipework to Maintain Aerobic Internal Conditions

- The high level air outlet vent to be 100, 80, or 65mm diameter DWV pipe, suitably supported on an adjacent building or post, to be 3m vertically elevated above the low level air inlet vent. 2 x 50mm DWV pipe can be used in internal building framing. Support to be provided to 1 meter below the top of the DWV vent pipe.
- The low level air inlet vent to be 100mm DWV, positioned as close as practical to the AES bed and isolated with respect to air passage wherever practical from upstream influent pipework. Refer to the specific design of each project.
- The location of air inlet and outlet vents can be remote from the AES bed with additional pipework to suit topography, building structures or landscaping. The high level air outlet vent should be positioned considering potential downdrafts or adjacent disturbed air flows.

AES Bed Construction

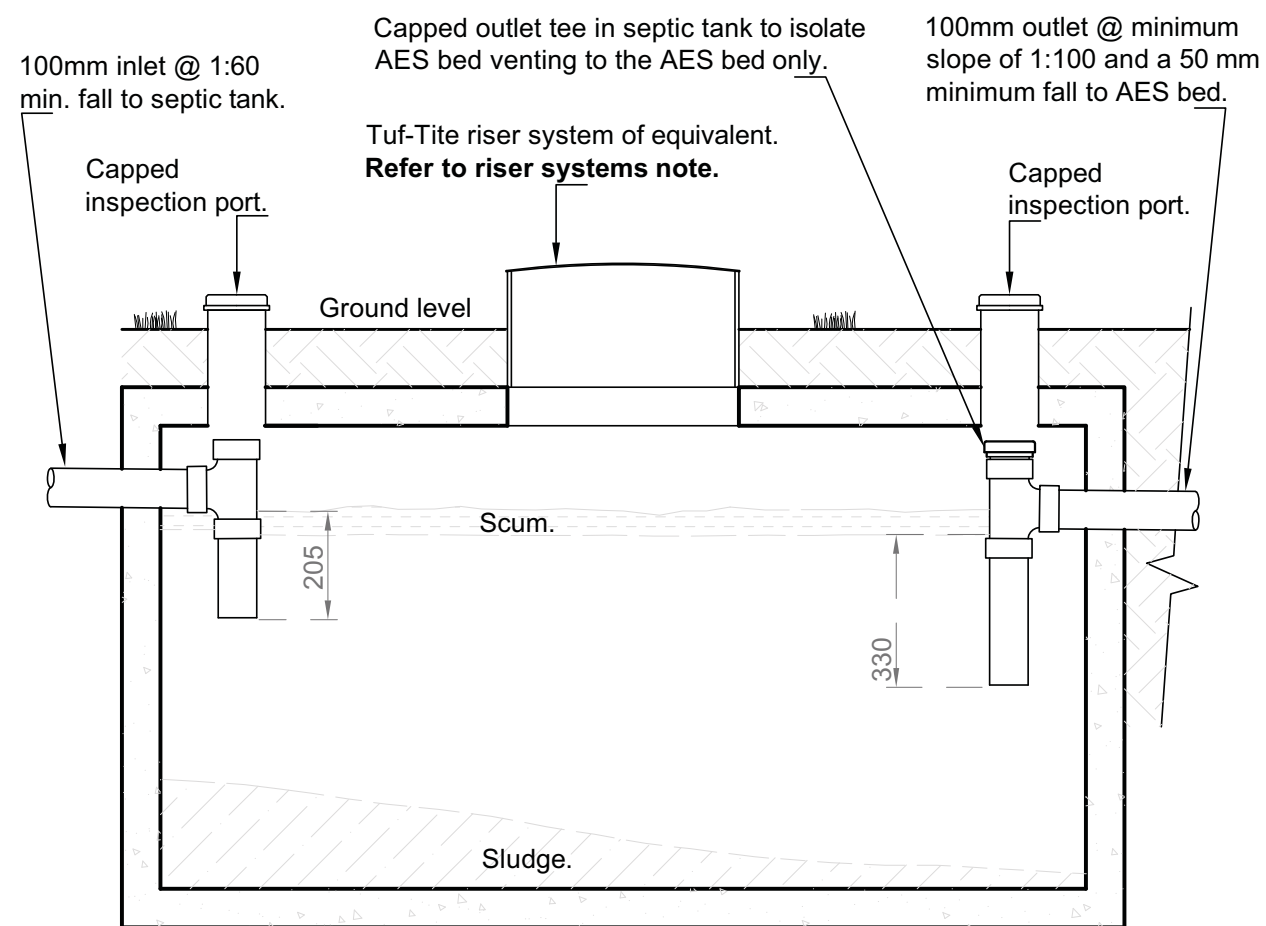
- An areal extension to the AES bed may be required to suit the permeability of the receiving soil in passive installations. These extensions may be on any or all sides of the bed. Refer to the AES bed dimensions noted on the specific design. N/A or not applicable denotes an extension is not required in this design.
- A minimum of 50mm of fall is required between the septic tank outlet invert and the invert of the inlet to the AES bed or distribution box.
- Trees/large shrubs cannot be planted on the AES bed.
- AES bed 'System Sand' specification is usually met with within the local concrete sand specification. Refer ET website www.et.nz/system-sand-suppliers/ for Et tested AES System Sand suppliers. Et offers cost free sand sieve analysis upon receipt of a two cupful size sample.

Riser Systems

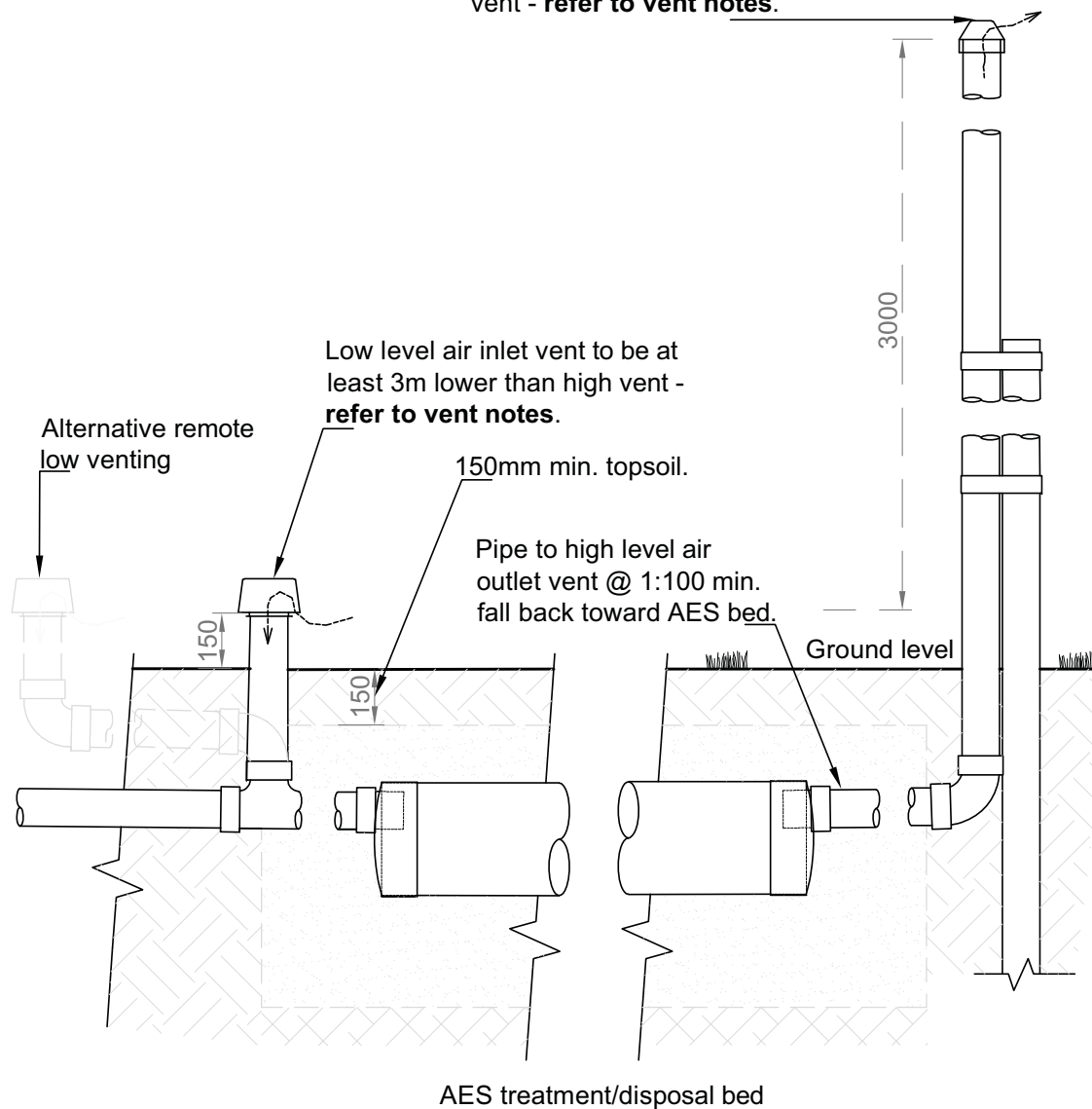
- Riser systems come in varying shapes and sizes and can be sourced from a range of manufacturers. Environment Technology stock and recommend Tuf-Tite riser systems.

High level air outlet vent to be at least 3m higher than low level vent - refer to vent notes.

Low level air inlet vent to be at least 3m lower than high vent - refer to vent notes.

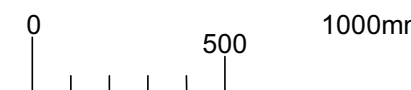


Septic tank and dimensions as specified in AS/NZS1546.1:2008.



AES treatment/disposal bed

LONG SECTION



DESIGNED BY	PROJECT	DRAWING TITLE	No.	Revision	Date	Name	Scale @A3	1:20
		AES Bed and Septic Tank Air Venting Detail	2	Additional notes added.	03/04/20	HO	Scale @A4	1:40
							Dwg: AES VC	



NB. This generic site specific drawing is the Copyright © of Environment Technology Ltd (Et). It is supplied by Et for use in New Zealand and may not address site specific aspects of an AES treatment system design. Use of this drawing as part of a design proposal must be in accordance with Et Copyright and conditions of use - available at <https://www.et.nz/disclaimer-and-copyright/>. Each designer using this drawing for a design for a particular site: (a) Shall be solely responsible for the wastewater treatment system design for that site having regard to all the circumstances applying at that site and; (b) By using this generic material, the designer guarantees that Et shall have no liability for plans submitted by that designer to clients, local authorities or any other person.