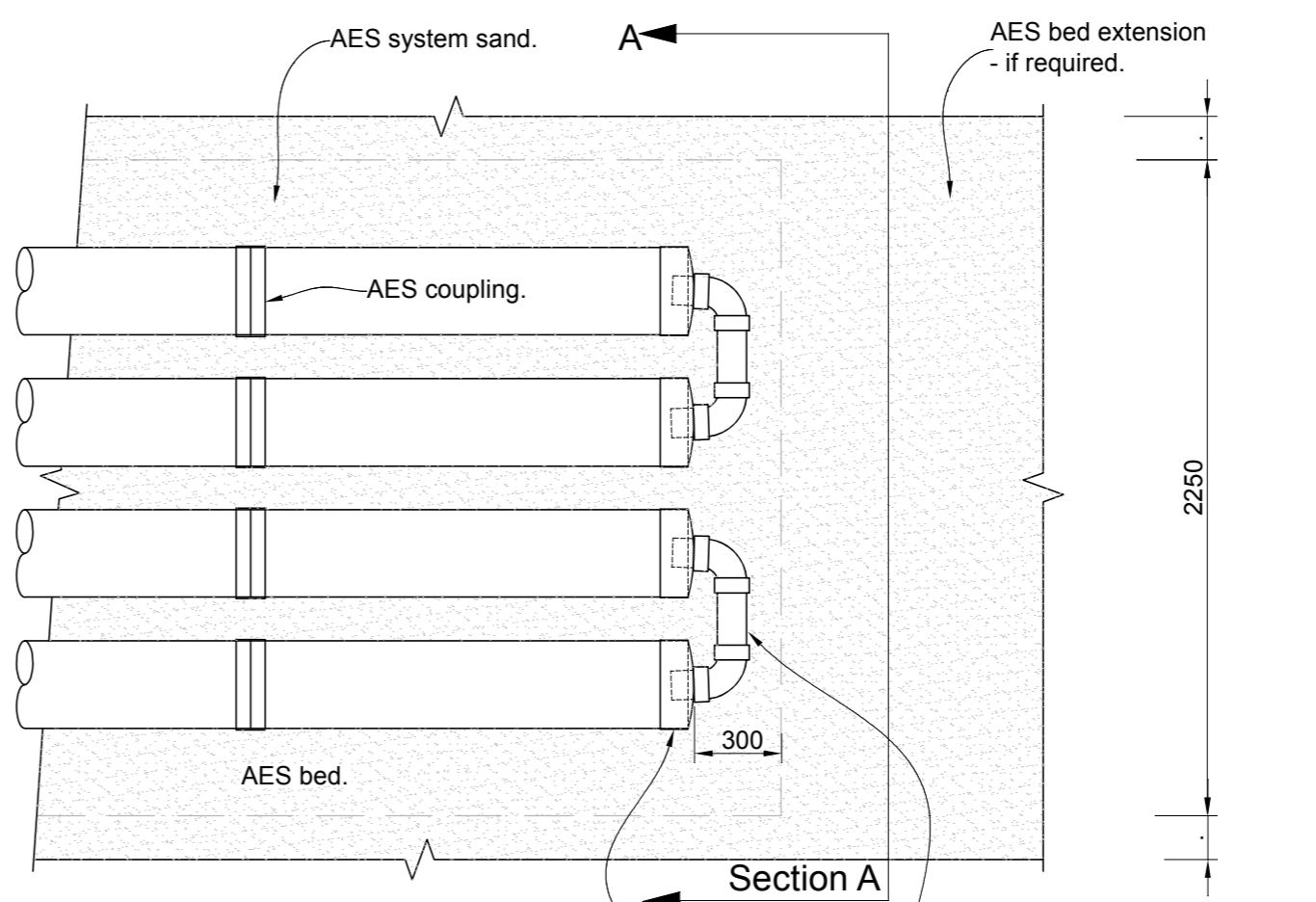
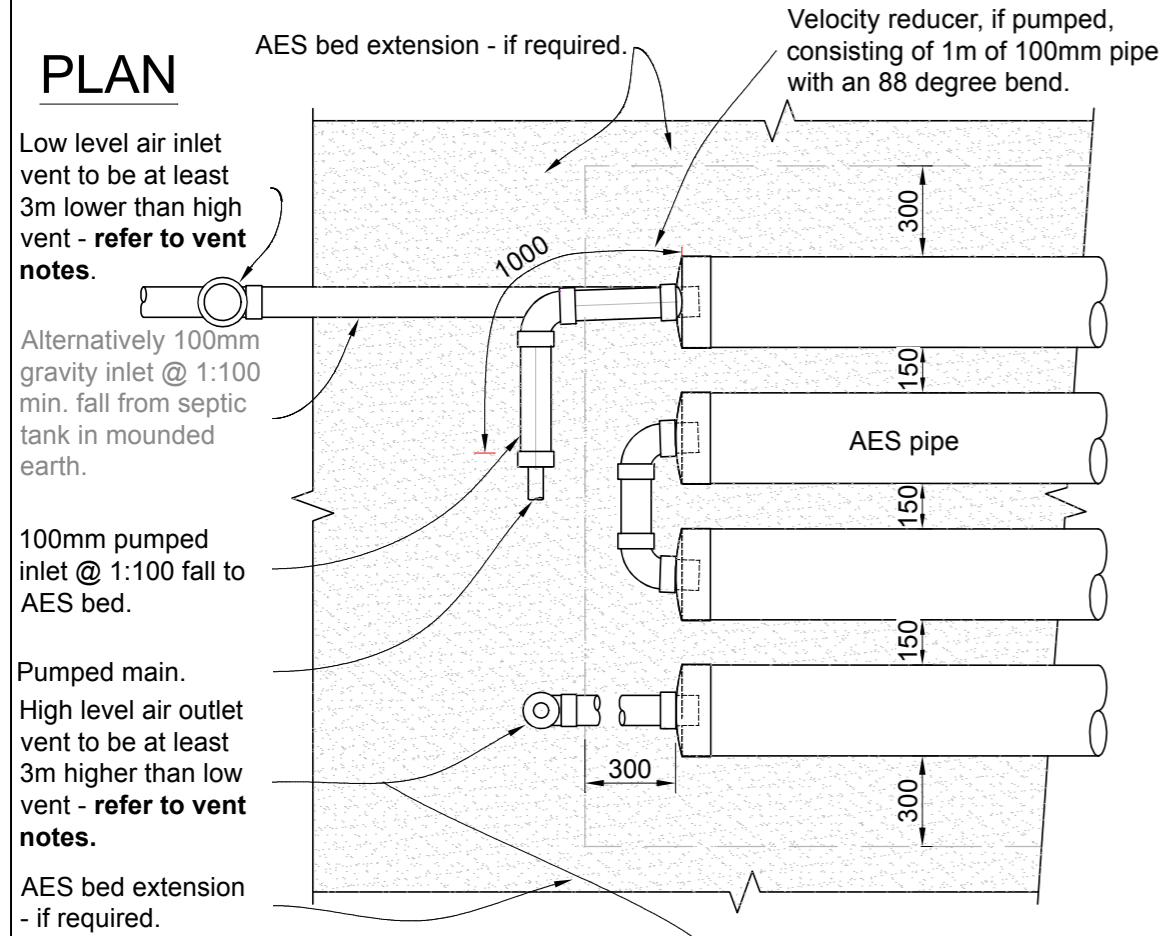
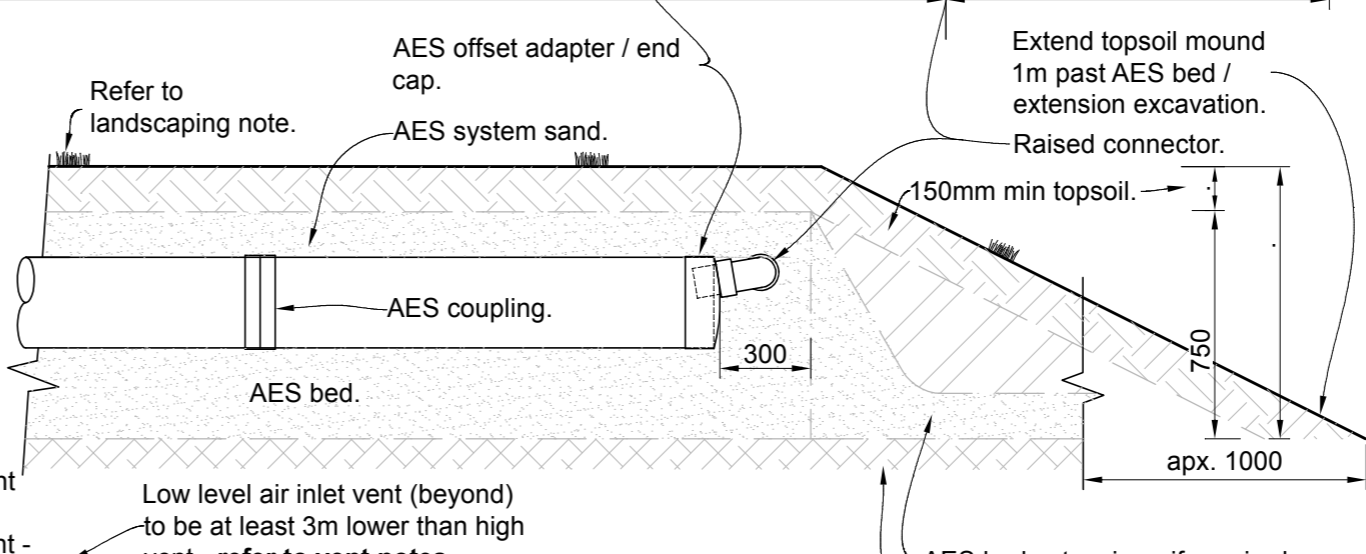
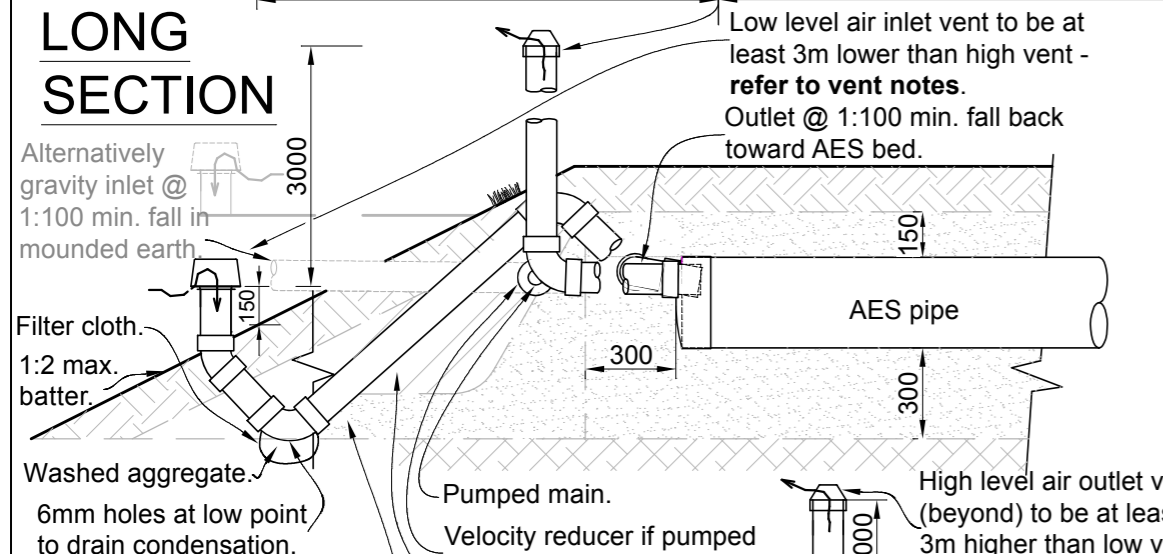


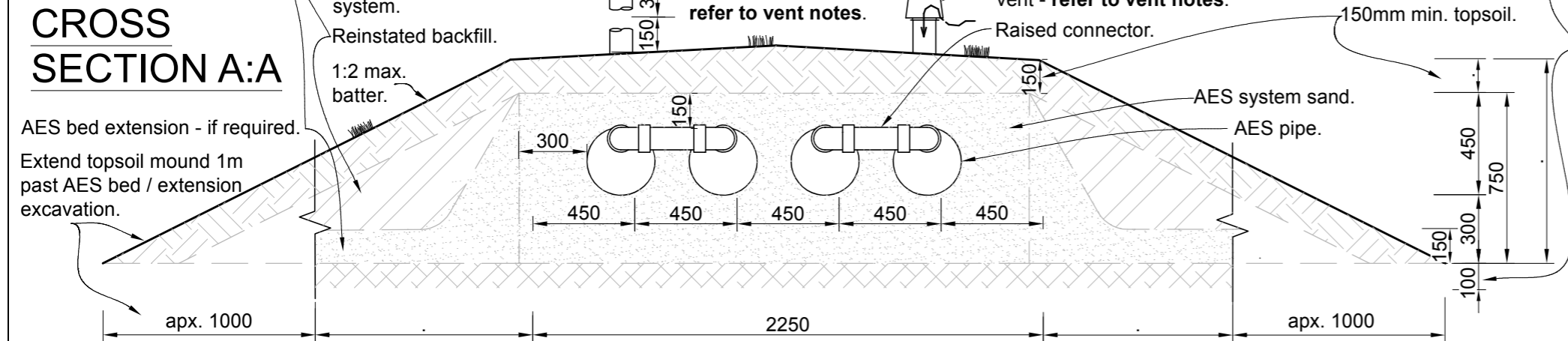
PLAN



LONG SECTION



CROSS SECTION A:A



Total no. AES pipes	
Total AES bed, incl. extension:	
Infiltration area	m ²
Width	m
Length	m



NOTES

General

- Advanced Enviro-Septic (AES) pipes, fittings and bed to be constructed/installed in accordance with the AES Installation Manual.
- AES pipes and fittings are supplied by Environment Technology Ltd, Et.
- All associated pipework to comply with NZ Building Code G13, Foul Water, Acceptable Solutions, relevant standards and local/regional council requirements.
- Unless otherwise stated all dimensions are in millimetres and all dimensions are minimums except pipe diameters and fittings.

Venting of AES Pipework to Maintain Aerobic Internal Conditions

- The high level air exhaust vent to be 100, 80, or 65mm diameter DWV pipe, suitably supported on an adjacent building or post, to be 3m vertically elevated above the air entry vent. 2 x 50mm DWV pipe can be used in internal building framing. Support to be provided to 1 meter below the top of the DWV vent pipe.
- The low level air entry vent to be 100mm DWV, positioned as close as practical to the AES bed and isolated with respect to air passage wherever practical from upstream influent pipework. Refer to the specific design of each project.
- The location of air entry and exit vents can be remote from the AES bed with additional pipework to suit topography, building structures or landscaping. Air exit vents should be positioned considering potential downdrafts or adjacent disturbed air flows.

AES Bed Construction

- An areal extension to the AES bed may be required to suit the permeability of the receiving soil in passive installations. These extensions may be on any or all sides of the bed. Refer to the AES bed dimensions noted on the specific design. N/A or not applicable denotes an extension is not required in this design.
- A minimum of 50mm of fall is required between the septic tank outlet invert and the invert of the inlet to the AES bed or distribution box.
- Trees/large shrubs cannot be planted on the AES bed.
- AES bed 'System Sand' specification is usually met with within the local concrete sand specification. Refer ET website www.et.nz/system-sand-suppliers/ for Et tested AES System Sand suppliers. Et offers cost free sand sieve analysis upon receipt of a two cupful size sample.

Raised AES Bed

- Both pumped and gravity, inlets and venting shown.
- Topsoil must extend 1m past the AES bed extension.

Scale @A3	1:25
Scale @A4	1:50
Dwg:	AES RB04
Version:	01


Environmenttechnology
 sustainable wastewater treatment
info@et.nz - www.et.nz

This generic drawing is the Copyright © of Environment Technology Ltd (Et). It is supplied by Et for use in New Zealand and may not address site specific aspects of an AES treatment system design. Use of this drawing as part of a design proposal must be in accordance with Et Copyright and conditions of use - available at <https://www.et.nz/disclaimer-and-copyright/>

Each designer using this drawing for a design for a particular site: (a) Shall be solely responsible for the wastewater treatment system design for that site having regard to all the circumstances applying at that site and; (b) By using this generic material, the designer guarantees that Et shall have no liability for plans submitted by that designer to clients, local authorities or any other person.